

Year

- 2022/23
- 2021/22

Period

- 2022/23 Period 10
- 2022/23 Period 09
- 2022/23 Period 08
- 2022/23 Period 07
- 2022/23 Period 06
- 2022/23 Period 05
- 2022/23 Period 04
- 2022/23 Period 03
- 2022/23 Period 02
- 2022/23 Period 01
- 2021/22 Period 13
- 2021/22 Period 12
- 2021/22 Period 11
- 2021/22 Period 10
- 2021/22 Period 09
- 2021/22 Period 08
- 2021/22 Period 07
- 2021/22 Period 06
- 2021/22 Period 05
- 2021/22 Period 04

Route

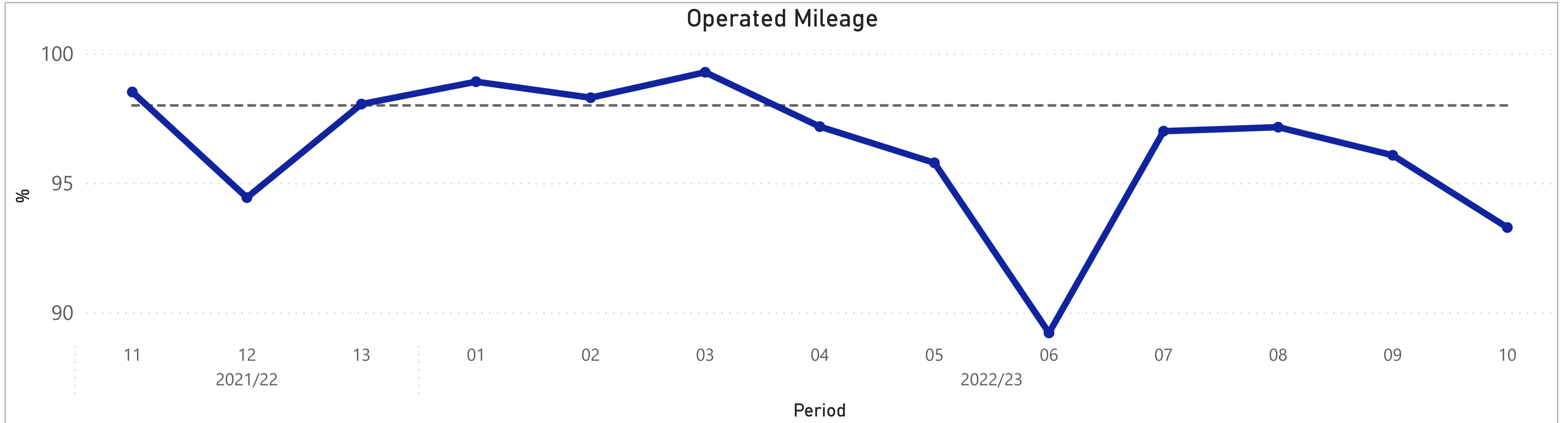
- 1
- 2
- 3
- 4
- 5
- 6
- 7
- 8
- 9
- 11
- 12
- 13
- 14
- 15
- 16
- 17
- 18
- 19
- 20
- 21
- 22
- 22U
- 23
- 24
- 25
- 26
- 27
- 28
- 29

Route **371** periodic performance and events

Date	Route Events and Major Service Changes
07 February 2022	Introduction of new electric buses / PVR: 13
19 August 2022	Industrial action
20 August 2022	Industrial action
28 August 2022	Industrial action
29 August 2022	Industrial action

Route 371

Operated Mileage



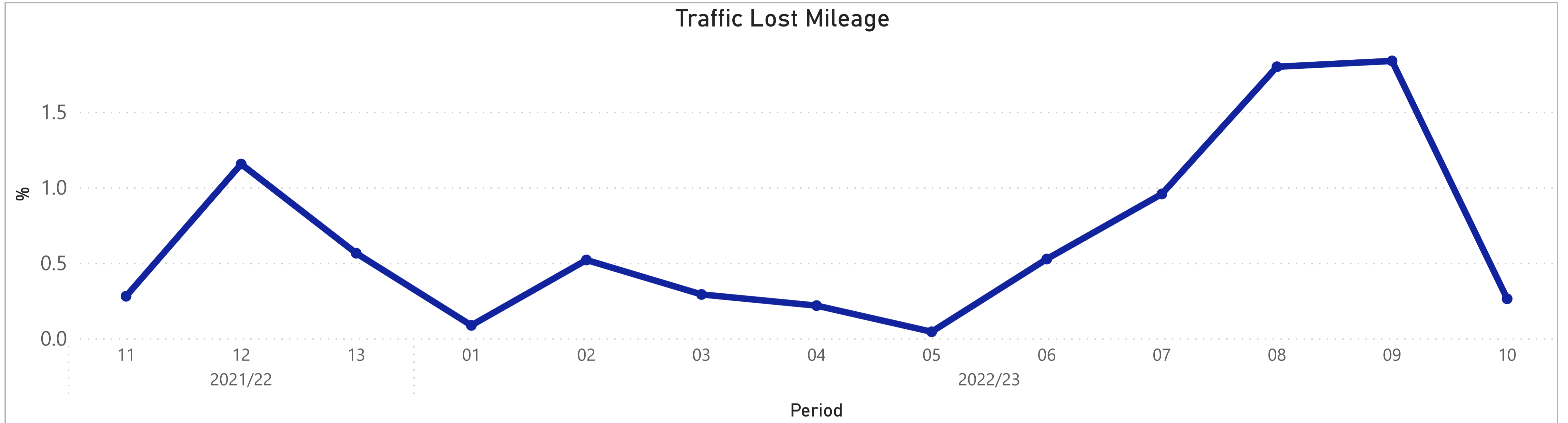
----- Operated Mileage minimum standard — Operated Mileage

Year / Period	01	02	03	04	05	06	07	08	09	10	11	12	13
2021/22											98.5	94.4	98.1
2022/23	98.9	98.3	99.3	97.2	95.8	89.2	97.0	97.2	96.1	93.3			

Date	Route Events and Major Service Changes
▲	

Route 371

Traffic Lost Mileage



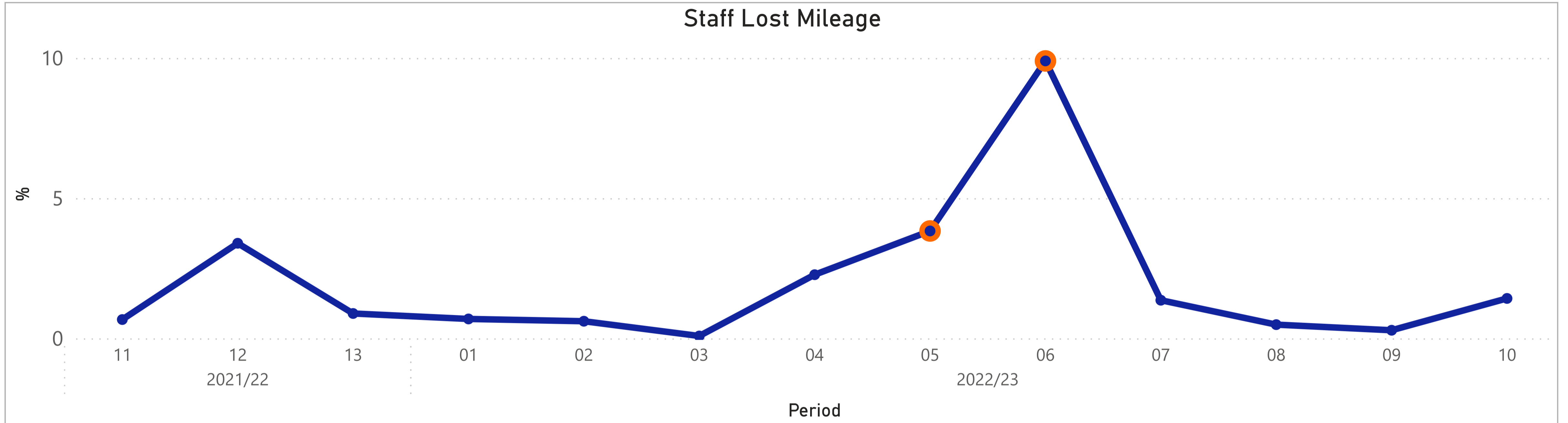
— Traffic Lost Mileage

Year / Period	01	02	03	04	05	06	07	08	09	10	11	12	13
2021/22											0.3	1.2	0.6
2022/23	0.1	0.5	0.3	0.2	0.0	0.5	1.0	1.8	1.8	0.3			

Date	Route Events and Major Service Changes

Route 371

Staff Lost Mileage



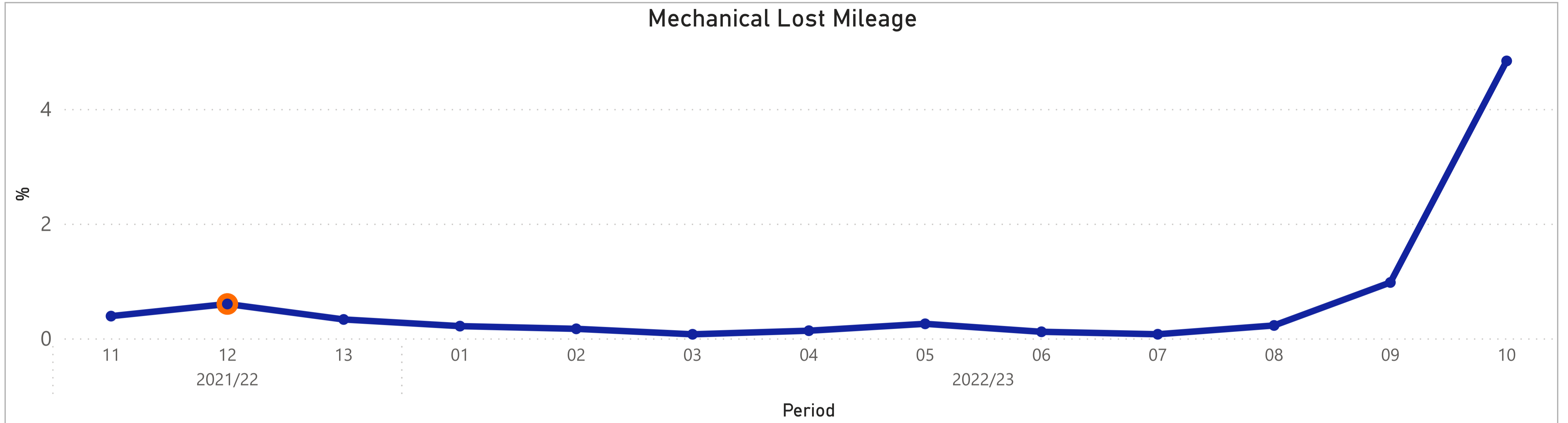
— Staff Lost Mileage

Year / Period	01	02	03	04	05	06	07	08	09	10	11	12	13
2021/22											0.7	3.4	0.9
2022/23	0.7	0.6	0.1	2.3	3.8	9.9	1.4	0.5	0.3	1.4			

Date	Route Events and Major Service Changes
19 August 2022	Industrial action
20 August 2022	Industrial action
28 August 2022	Industrial action
29 August 2022	Industrial action

Route 371

Mechanical Lost Mileage



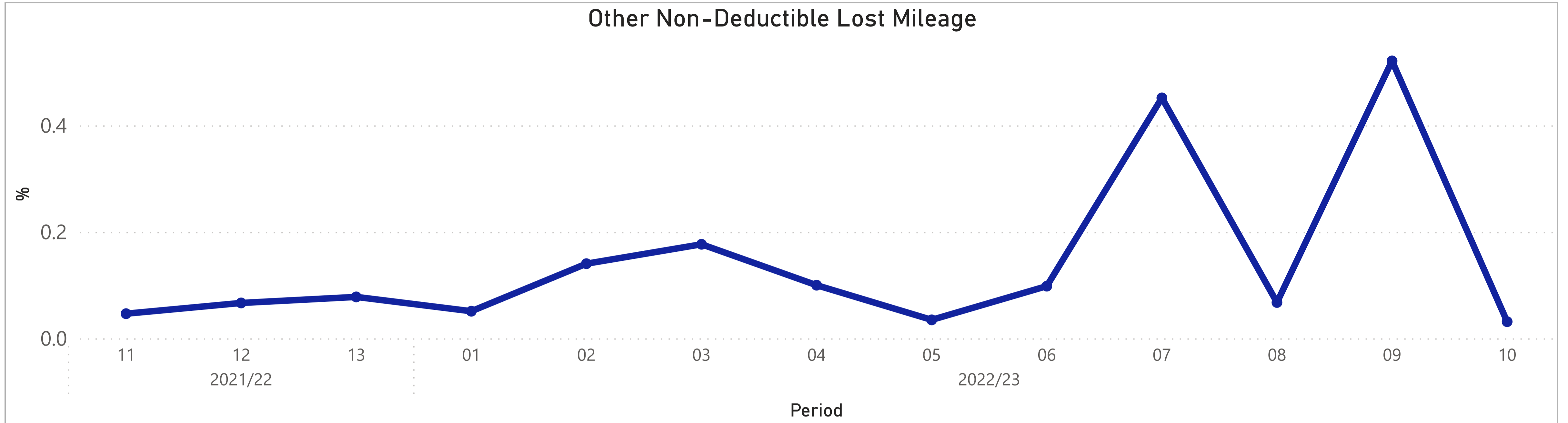
— Mechanical Lost Mileage

Year / Period	01	02	03	04	05	06	07	08	09	10	11	12	13
2021/22											0.4	0.6	0.3
2022/23	0.2	0.2	0.1	0.1	0.3	0.1	0.1	0.2	1.0	4.8			

Date	Route Events and Major Service Changes
07 February 2022	Introduction of new electric buses / PVR: 13

Route 371

Other Non-Deductible Lost Mileage



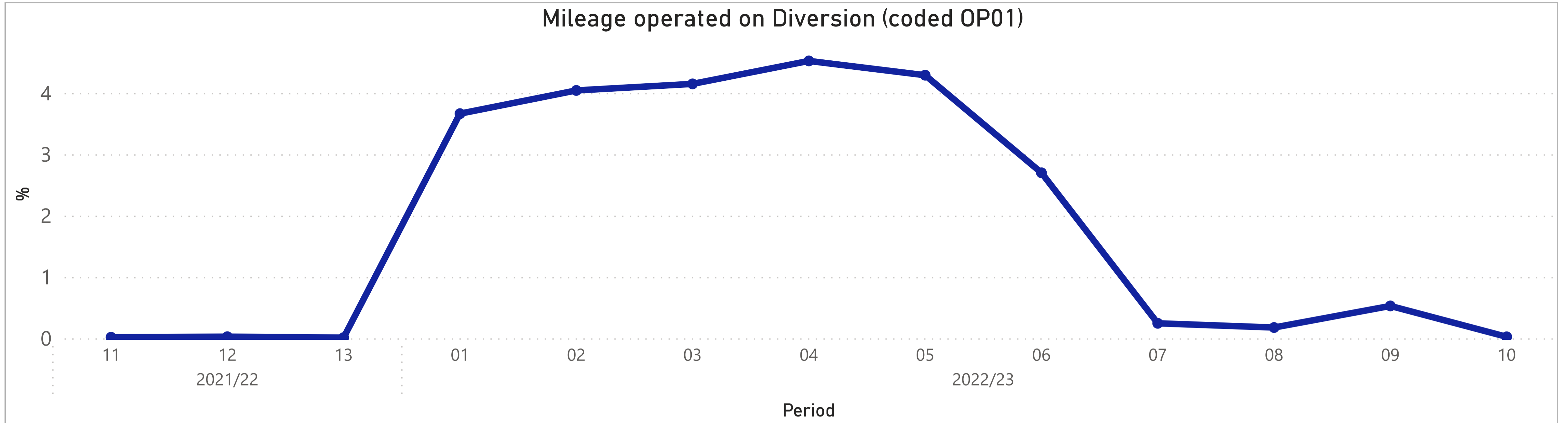
— Other Non-Deductible Lost Mileage

Year / Period	01	02	03	04	05	06	07	08	09	10	11	12	13
2021/22											0.0	0.1	0.1
2022/23	0.1	0.1	0.2	0.1	0.0	0.1	0.5	0.1	0.5	0.0			

Date	Route Events and Major Service Changes
▲	

Route 371

Mileage operated on Diversion (coded OP01)



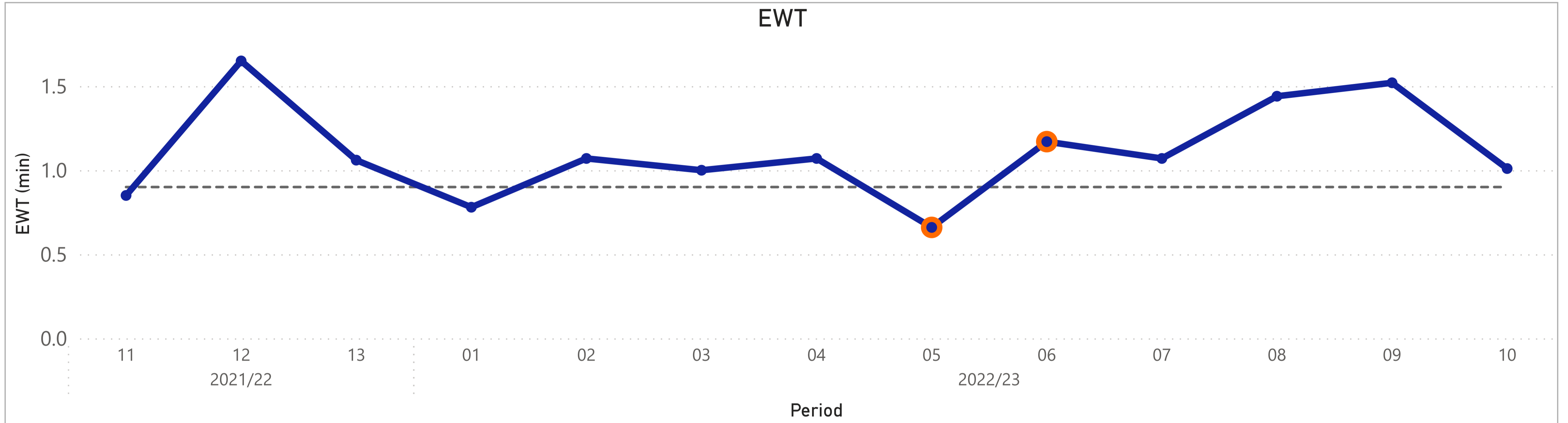
— Mileage operated on Diversion

Year / Period	01	02	03	04	05	06	07	08	09	10	11	12	13
2021/22											0.0	0.0	0.0
2022/23	3.7	4.0	4.1	4.5	4.3	2.7	0.2	0.2	0.5	0.0			

Date	Route Events and Major Service Changes
▲	

Route 371

EWT

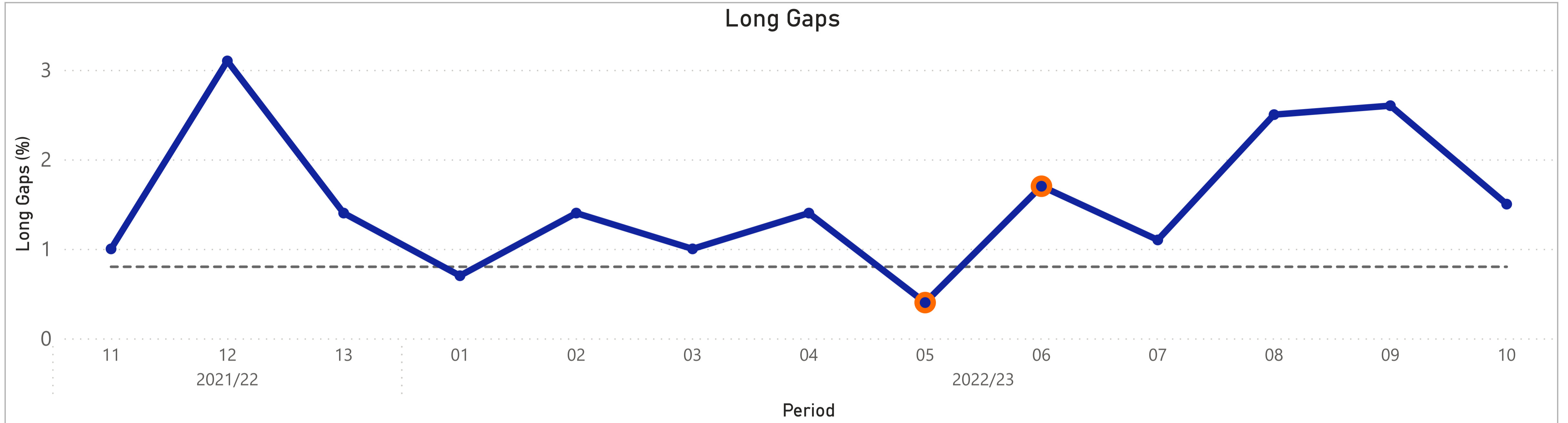


----- EWT minimum performance standard ——— EWT

Year / Period	01	02	03	04	05	06	07	08	09	10	11	12	13
2021/22											0.85	1.65	1.06
2022/23	0.78	1.07	1.00	1.07	0.66	1.17	1.07	1.44	1.52	1.01			

Date	Route Events and Major Service Changes
19 August 2022	Industrial action
20 August 2022	Industrial action
28 August 2022	Industrial action
29 August 2022	Industrial action

Route 371 Long Gaps

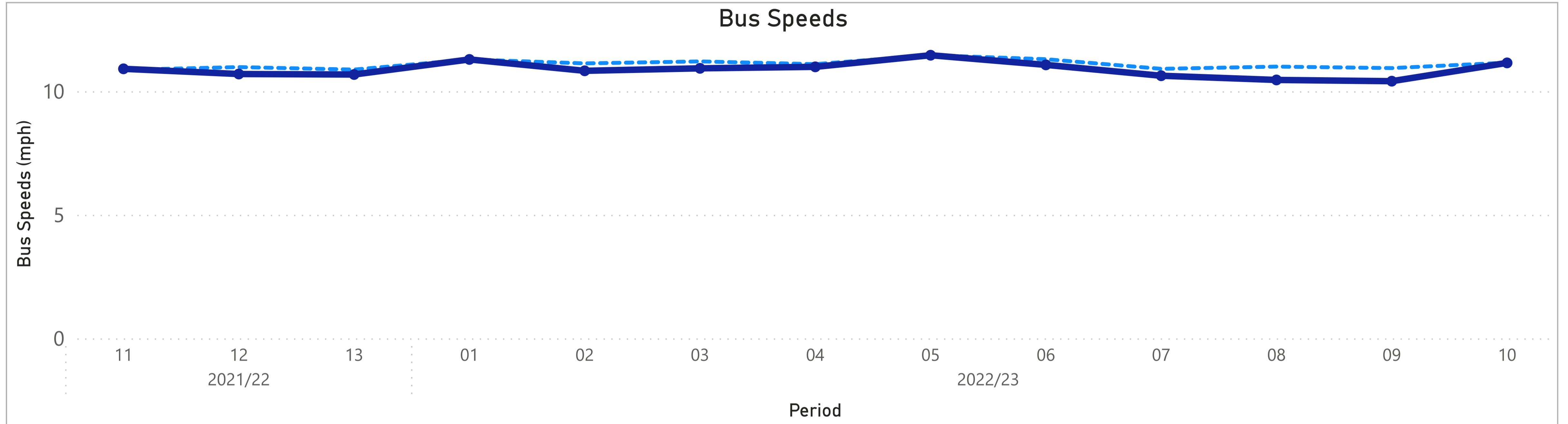


----- Long Gaps (benchmark) — Long Gaps

Year / Period	01	02	03	04	05	06	07	08	09	10	11	12	13
2021/22											1.00	3.10	1.40
2022/23	0.70	1.40	1.00	1.40	0.40	1.70	1.10	2.50	2.60	1.50			

Date	Route Events and Major Service Changes
19 August 2022	Industrial action
20 August 2022	Industrial action
28 August 2022	Industrial action
29 August 2022	Industrial action

Route 371 Bus Speeds



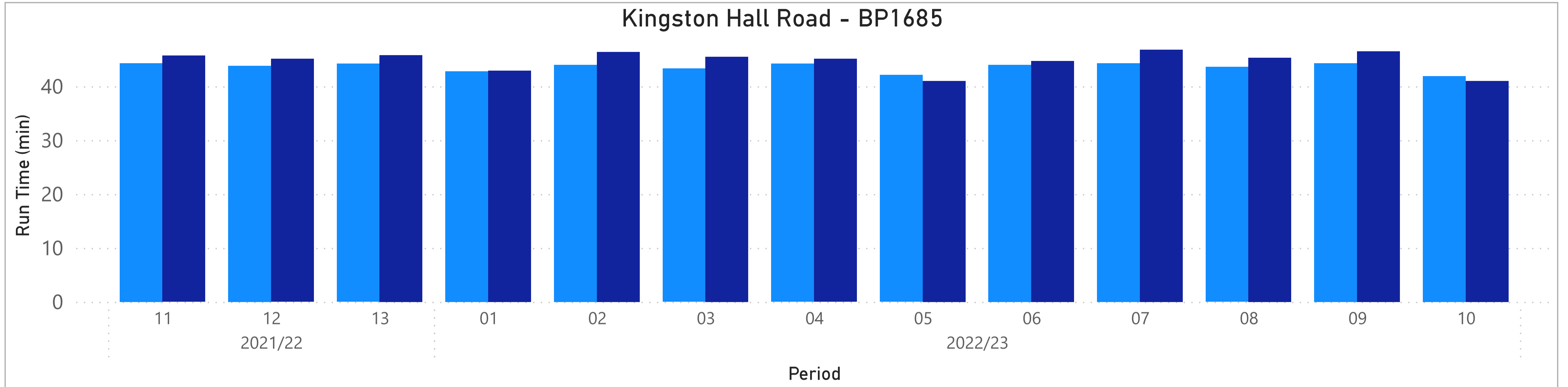
----- Scheduled Bus Speeds
 ————— Actual Bus Speeds (with dwell times)

Year / Period	01	02	03	04	05	06	07	08	09	10	11	12	13
2021/22											10.9	10.7	10.7
2022/23	11.3	10.8	10.9	11.0	11.5	11.1	10.6	10.5	10.4	11.2			

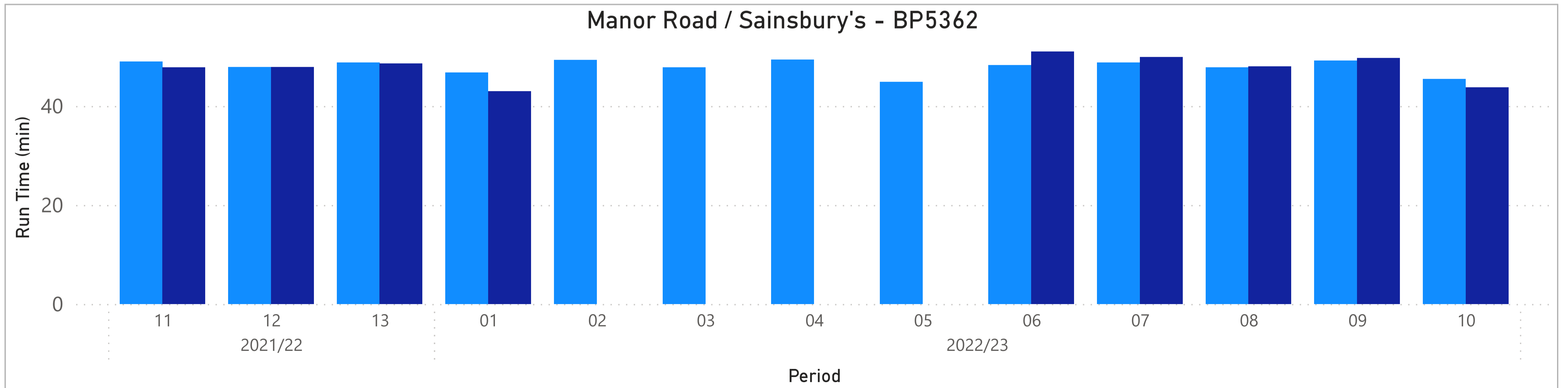
Date	Route Events and Major Service Changes
▲	

Route 371 end to end Morning Peak average Run Times towards

Kingston Hall Road - BP1685



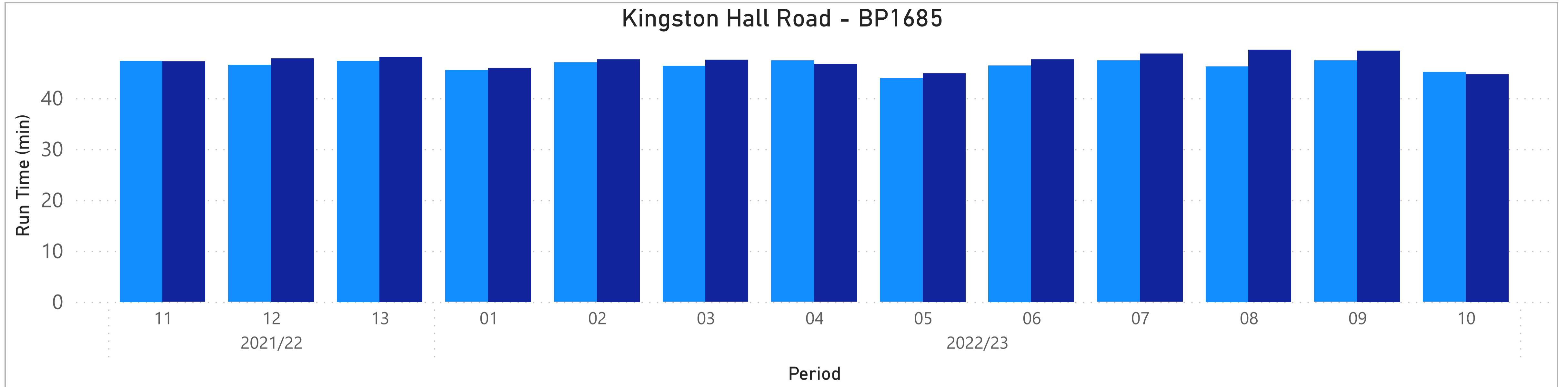
Manor Road / Sainsbury's - BP5362



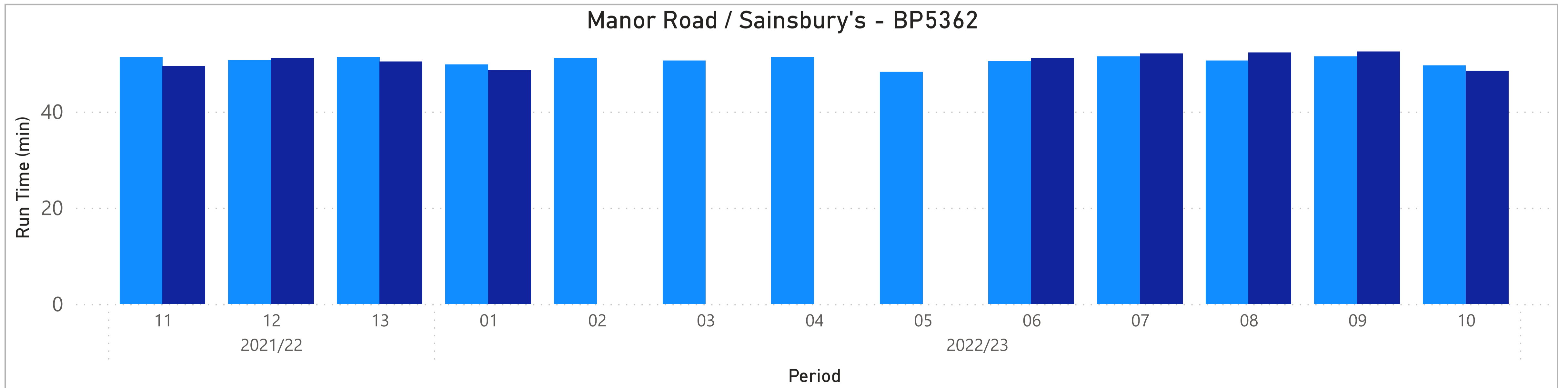
● Scheduled Run Time ● Actual Run Time

Route 371 end to end Evening Peak average Run Times towards

Kingston Hall Road - BP1685

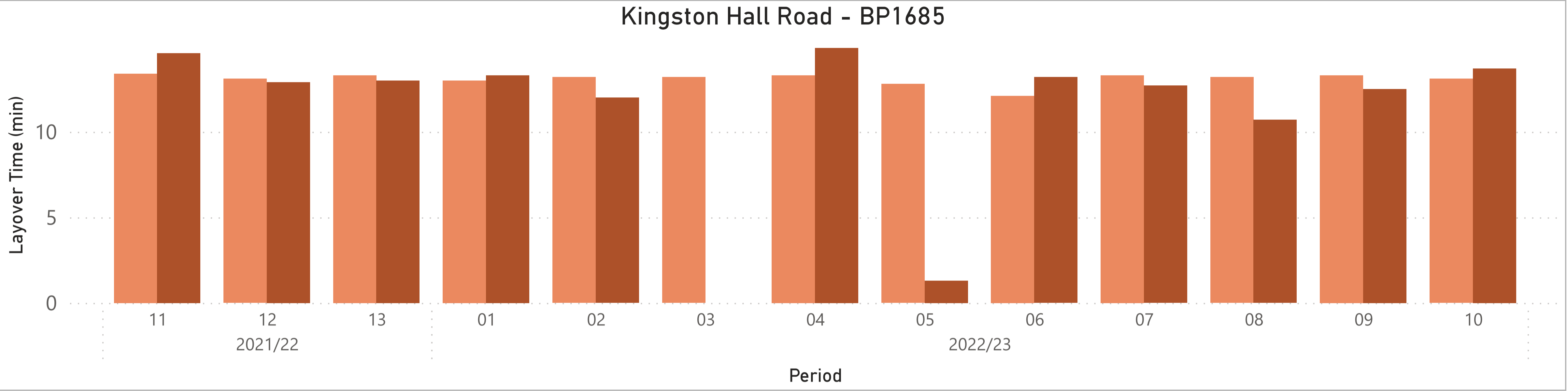


Manor Road / Sainsbury's - BP5362

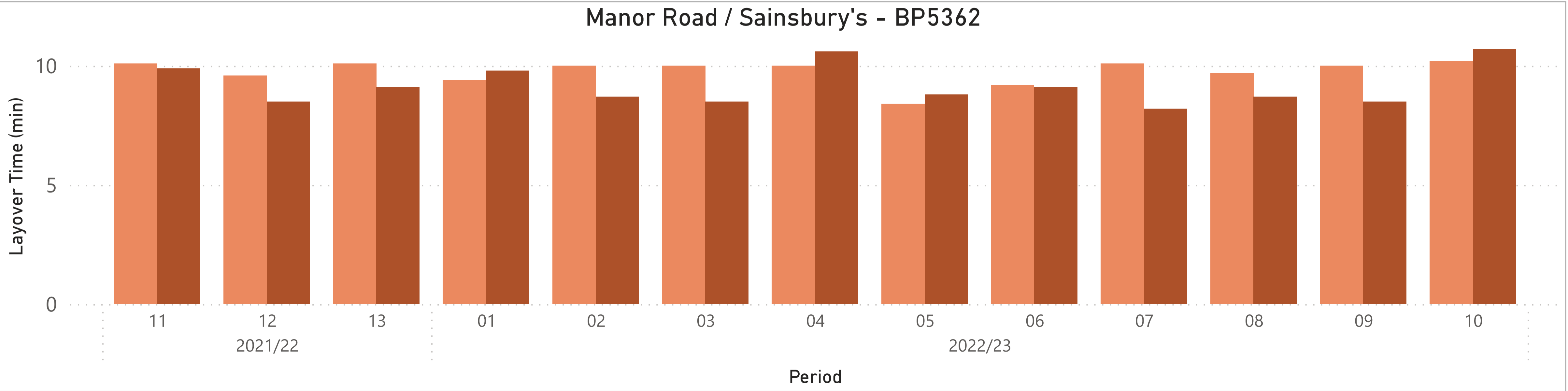


● Scheduled Run Time ● Actual Run Time

Route 371 Morning Peak average Layover Time at
Kingston Hall Road - BP1685



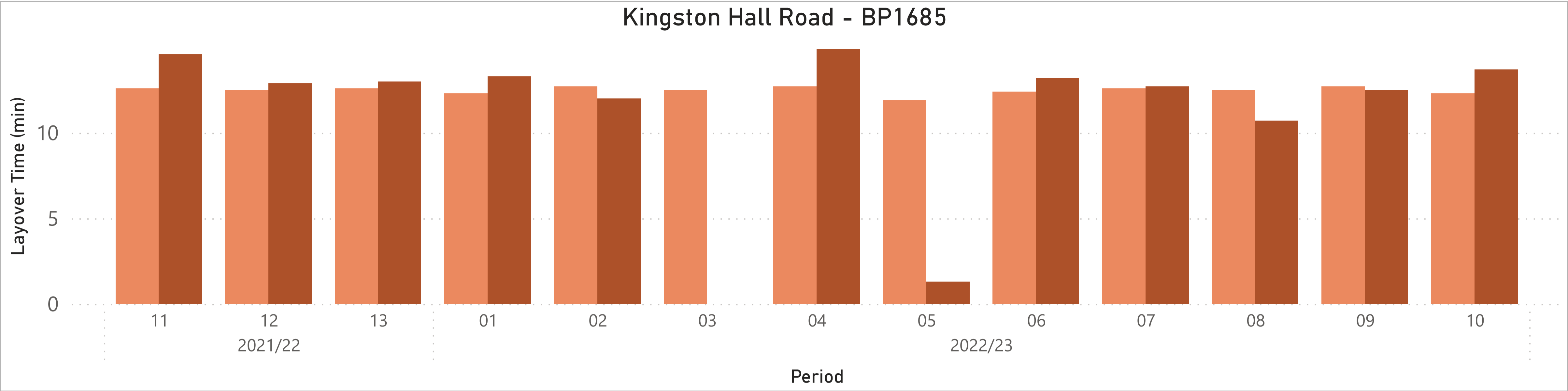
Manor Road / Sainsbury's - BP5362



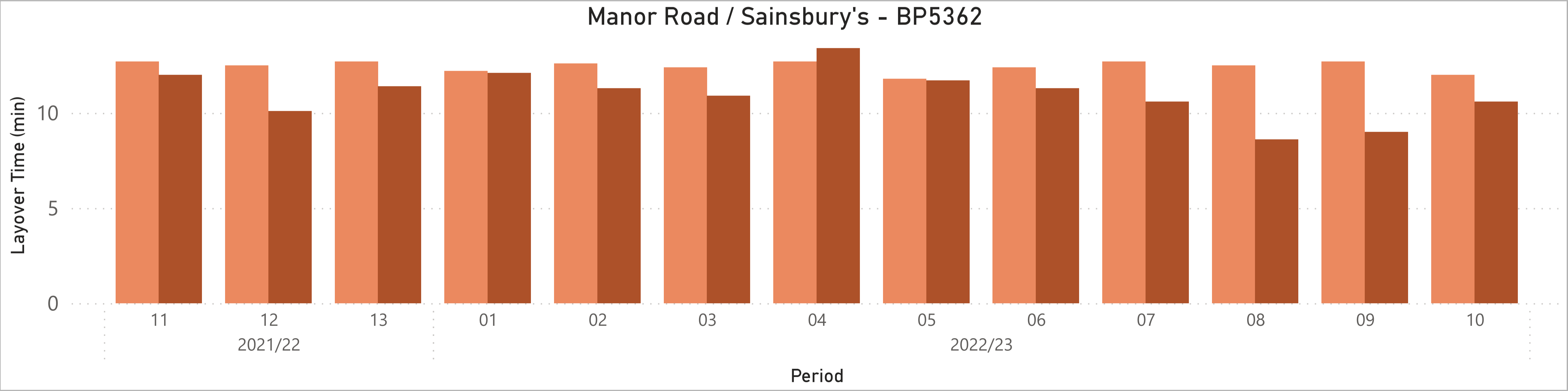
● Scheduled Layover Time ● Actual Layover Time

Layover times include travel time between last / first stops and stand

Route 371 Evening Peak average Dwell Time at
Kingston Hall Road - BP1685



Manor Road / Sainsbury's - BP5362

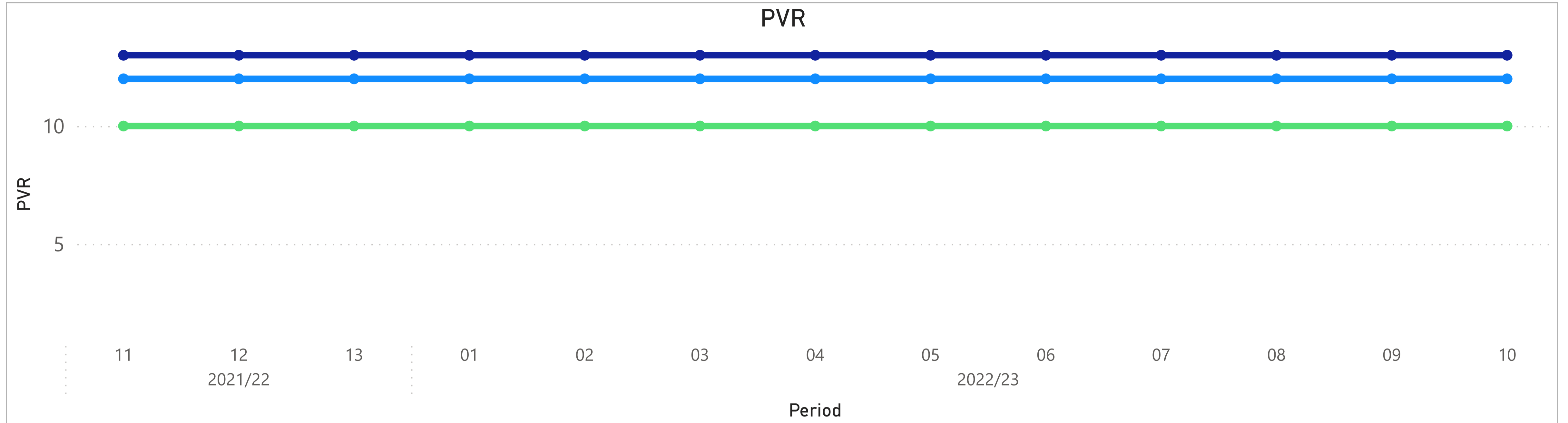


● Scheduled Layover Time ● Actual Layover Time

Layover times include travel time between last / first stops and stand

Route 371

PVR



PVR

- Monday to Friday, days
- Saturday, days
- Sunday, days
- Friday to Saturday, nights
- Sunday to Thursday, nights

Date

Route Events and Major Service Changes

Date	Route Events and Major Service Changes
▲	